


INGROUND LIGHT SERIES

















SL2130

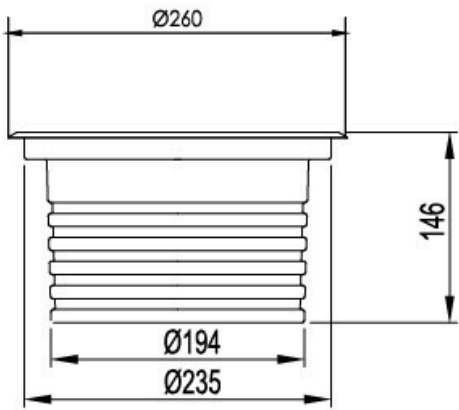


Product Specification

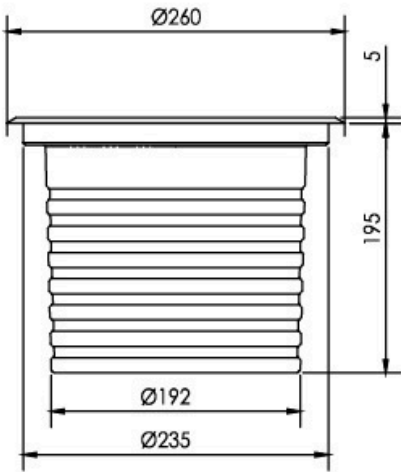


Inground Light Series SL2130C

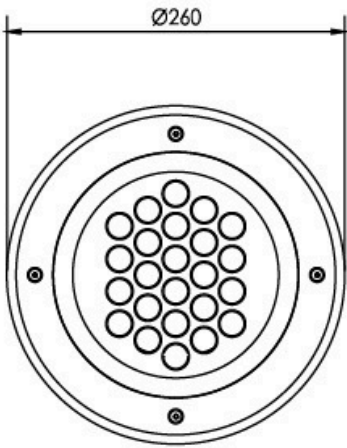
Round-meshed grill		zoomneo 2.5° zoomneo 2.5° The third optics		zoomneo 30° zoomneo 30° The third optics	
Honeycomb grill		zoomneo 3.5° zoomneo 3.5° The third optics		zoomneo 40° zoomneo 40° The third optics	
Honeycomb glass		zoomneo 5° zoomneo 5° The third optics		zoomneo 1x10° zoomneo 1x10° The third optics	
Anti-glare shield		zoomneo 10° zoomneo 10° The third optics		zoomneo 1x40° zoomneo 1x40° The third optics	
		zoomneo 15° zoomneo 15° The third optics		zoomneo 1x60° zoomneo 1x60° The third optics	
		zoomneo 20° zoomneo 20° The third optics		zoomneo 10x60° zoomneo 10x60° The third optics	



SL2130CA-24
SL2130CB-18
SL2130CA-18



SL2130CB-24



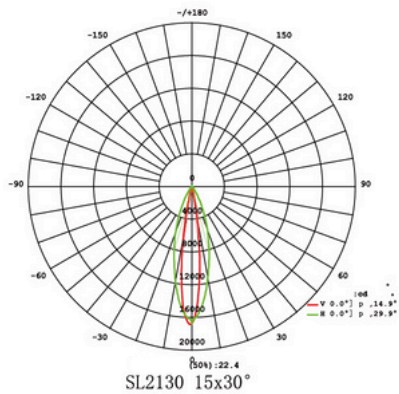
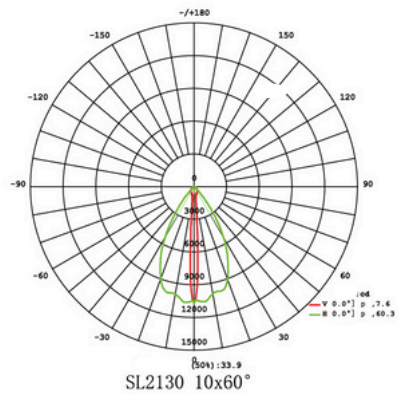
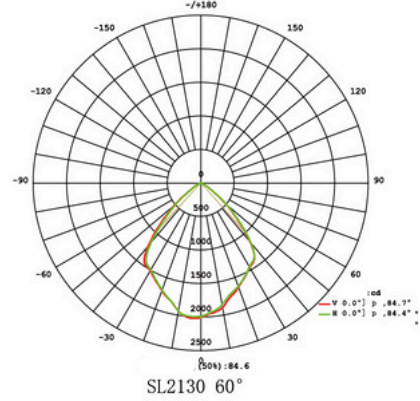
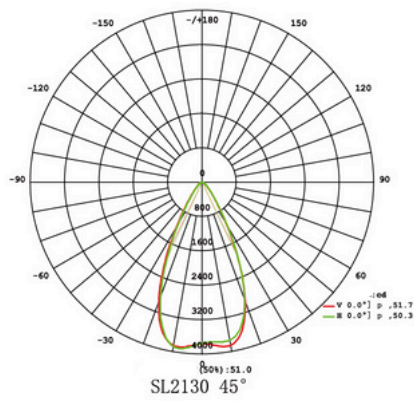
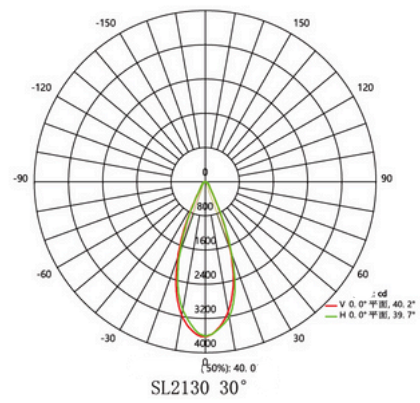
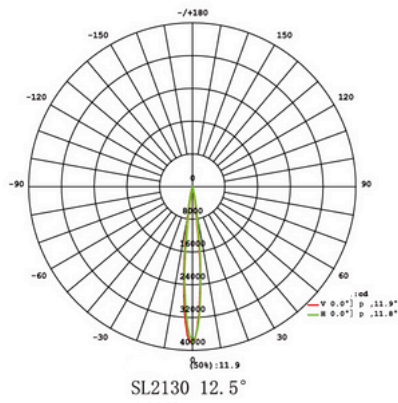
Product Introduction

1. High power LED underground light, Fashionable and beautiful appearance. The light body uses the design on increasing heat dissipation space, the buried barrel adopts aluminium alloy compression moulding forming. Surface with anodizing treatment has the stronger structure and anti corrosion capability, that its thermal conductivity is 200 times higher than the normal project plastic's, meet the LED light body requirement for heat conduct to the outside of concrete and land, fully ensure the stability and long lifespan of LED fixture.
2. Stainless steel faceplate, high pressure die casting light body, surface with electrostatic plastic coating. Lampshade adopts high strength toughened glass, resist the impact and friction.
3. Adopt American CREE original LED light source, high flus output, excellent consistency of light color: Constant current driver with PWM gray control installed inside, RGB gray level reaches to 65,536 degree equally, make the light result much beautiful.
4. Power DMX512 interface adopts high reliable bus connect, all has the function of automatic addressing.

Specification

Product Code	SL 2130CB-24	SL 2130CA-24	SL 2130CB-18	SL 2130CA-18	SL 2130CF-9
Led Brand	CREE	CREE	CREE	CREE	CREE RGBW 4n1
Led Quantity	24pcs	24pcs	18pcs	18pcs	9pcs
Rated Power	40W	30W	30W	21W	72W
Input Voltage	DC36V/AC100-240V	DC24V/AC100-240V	DC24V/AC100-240V	DC24V/AC100-240V	DC24V/AC100-240V
Frequency Range	50/60Hz	50/60Hz	50/60Hz	50/60Hz	50/60Hz
Color	RGB/Single	RGB/Single	RGB/Single	RGB/Single	RGBW
Beam Angle	8° 12.5° 20° 30° 45° 60° 15x30° 10x60°				9° 15° 20° 30° 15x60°
Control Mode	DMX512/CC	DMX512/CC	DMX512/CC	DMX512/CC	DMX512/CC
Life	50000H	50000H	50000H	50000H	50000H
Protection Grade	IP67	IP67	IP67	IP67	IP67
Ambient Temperature	-25'C~50'C	-25'C~50'C	-25'C~50'C	-25'C~50'C	-25'C~50'C
Ambient Humidity	10%-90%	10%-90%	10%-90%	10% ~ 90%	10% ~ 90%
In Series(max)	5/30pcs	4/44pcs	4/44pcs	6/60pcs	2/18pcs

Distribution Curve Flux (SBC Case)





StarFlex Pty LTD

TEL: 1800862100

E-mail: sales@starflex.com.au

Add: 470 St Kilda Rd Melbourne 3004 Victoria Australia