



FLOOD LIGHT SERIES

















SL1305

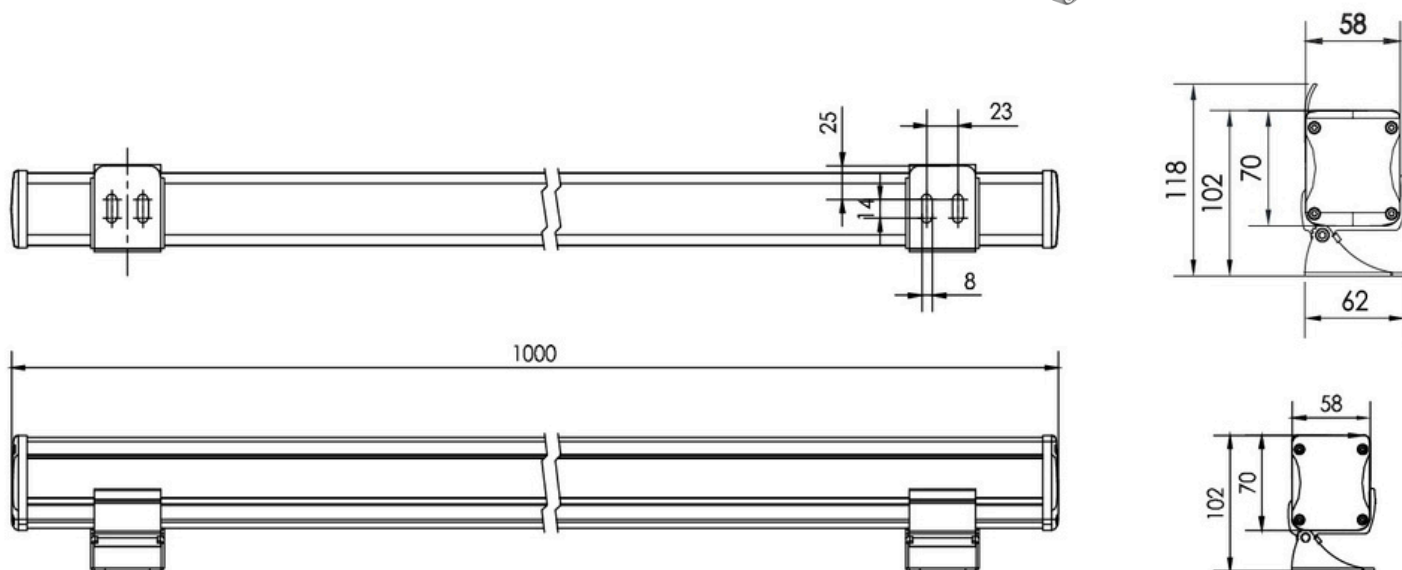



Product Specification



Flood Light Series SL1305

Round-meshed grill		zoomneo 2.5° zoomneo 2.5° The third optics		zoomneo 30° zoomneo 30° The third optics	
Honeycomb grill		zoomneo 3.5° zoomneo 3.5° The third optics		zoomneo 40° zoomneo 40° The third optics	
Honeycomb glass		zoomneo 5° zoomneo 5° The third optics		zoomneo 1x10° zoomneo 1x10° The third optics	
Anti-glare shield		zoomneo 10° zoomneo 10° The third optics		zoomneo 1x40° zoomneo 1x40° The third optics	
		zoomneo 15° zoomneo 15° The third optics		zoomneo 1x60° zoomneo 1x60° The third optics	
		zoomneo 20° zoomneo 20° The third optics		zoomneo 10x60° zoomneo 10x60° The third optics	



Product Introduction

1. High power LED liner light, fashion and beautiful appearance, with the design of increasing heat dissipation to fully ensure the stability and long lifespan of LED fixture.
2. The light body adopts #6063 aluminum alloy molding, surface with anodizing treatment, lampshade adopts high strength toughened glass, resist the impact and friction, has excellent rainwater clean ability.
3. Adopt American CREE original LED light source, high flus output, excellent consistency of light color; Constant current driver with PWM gray control installed inside, RGB gray level can reach to 65,536 degree equally, make the dynamic light-dimmer more soft, and the color richer.
4. Powerful DMX512 interface adopts high reliable bus connect, all has the function of automatic addressing.

Specification

Product Code	SL 1305F-18	SL1305A-36	SL1305A-25	SL1305A-18	SL1305A-12	SL1305A-9(0.5m)
Led Brand	CREE RGBW 4in1	CREE/LUMILEDS	CREE/LUMILEDS	CREE/LUMILEDS	CREE/LUMILEDS	CREE/LUMILEDS
Led Quantity	18pcs	36pcs	24pcs	18pcs	12pcs	9pcs
Rated Power	72W	42W	28W	22W	14W	11W
Input Voltage	DC36V	DC24V/AC100-240V	DC24V/AC100-240V	DC24V/AC100-240V	DC24V/AC100-240V	DC24V/AC100-240V
Frequency Range	/	50/60Hz	50/60Hz	50/60Hz	50/60Hz	50/60Hz
Color	RGBW	RGB/Single	RGB/Single	RGB/Single	RGB/Single	RGB/Single
Beam Angle	20° 30° 15x60°	8° 15° 20° 30° 60° 15x30° 15x60°				
Control Mode	DMX512	DMX512/CC	DMX512	DMX512/CC	DMX512/CC	DMX512/CC
Life	50000H	50000H	50000H	50000H	50000H	50000H
Protection Grade	IP66	IP66	IP66	IP66	IP66	IP66
Ambient Temperature	-25'C~50'C	-25'C~50'C	-25'C~50'C	-25'C~50'C	-25'C~50'C	-25'C~50'C
Ambient Humidity	10%-90%	10%-90%	10%-90%	10% ~ 90%	10% ~ 90%	
In Series(max)	3pcs	3/30pcs	5/46pcs	6/60pcs	10/94pcs	3/120pcs

Distribution Curve Flux (SBC Case)

